

ALL STEEL CARPORTS

Incorporated

www.allsteelcarports.com

**Affordable
Buildings,
Exceptional
Quality!**



Before You Buy Anywhere Else, Compare Our Installation Schedules and Value-Added Standard Features!

\$3,905.00

REGULAR GARAGE

18' X 26' X 7'

14 gauge, 7' legs



**Engineer Designed
and Certified Buildings!**

**FREE INSTALLATION
on your level property!**



Custom Sizes Available!

\$4,125.00

A-FRAME GARAGE

18' X 26' X 8'

14 gauge, 8' legs



**Standard Temporary Anchors
Included At No Extra Cost**

\$4,525.00

A-FRAME VERTICAL ROOF GARAGE

18' X 26' X 8'

14 gauge, 8' legs



**Available In 12 Colors
of Siding and Trim!**

**Structural Braces on
Every Leg and Center!**

Installed in One Day!

ATTENTION: COLOR SWATCHES ARE REPRESENTATIONS ONLY. PLEASE SPEAK TO AN ALL STEEL CARPORT REPRESENTATIVE OR DEALER FOR ACTUAL COLOR SAMPLE

Burgandy

Forest Green

Hawaiian Blue

Zinc Grey

Black

Bright White

Barn Red

Light Stone

Pebble Beige

Pewter Grey

Brown

Mocha Tan

Taupe

12 Gauge – 20 year limited warranty on rust through out the framing assuming normal care and maintenance on the 12 gauge only.
22 feet wide and up, we recommend using 12 gauge material



Michigan

ALL STEEL CARPORTS

Incorporated

Walk In Door	
32" X 72"	\$175
or	
34" X 76"	\$200

Windows	
30" X 30"	\$150.00 each

Garage Doors		
• White Only	8' X 7'	\$325.00
• Garage door on side add \$100.00	9' X 7'	\$375.00
• Leg height needs to be 1 ft. taller than door height	10' X 8'	\$425.00
	10' X 10'	\$475.00

REGULAR ROOF GARAGE

Standard Height 7 Foot Legs

\$3,080	\$3,480	\$4,145	\$4,735	\$5,155
12' x 21' \$995 7' Tall \$120 Sides \$390 Back \$500 Front \$500 (1) 9' x 7' Door \$375 Walk In Door \$200	18' x 21' \$1,095 7' Tall \$120 Sides \$390 Back \$650 Front \$650 (1) 9' x 7' Door \$375 Walk In Door \$200	20' x 21' \$1,295 7' Tall \$120 Sides \$390 Back \$745 Front \$745 (2) 8' x 7' Door \$650 Walk In Door \$200	22' x 21' \$1,695 7' Tall \$120 Sides \$390 Back \$790 Front \$790 (2) 9' x 7' Door \$750 Walk In Door \$200	24' x 21' \$1,995 7' Tall \$120 Sides \$390 Back \$850 Front \$850 (2) 9' x 7' Door \$750 Walk In Door \$200

\$3,505	\$3,905	\$4,670	\$5,360	\$5,780
12' x 26' \$1,295 7' Tall \$150 Sides \$485 Back \$500 Front \$500 (1) 9' x 7' Door \$375 Walk In Door \$200	18' x 26' \$1,395 7' Tall \$150 Sides \$485 Back \$650 Front \$650 (1) 9' x 7' Door \$375 Walk In Door \$200	20' x 26' \$1,695 7' Tall \$150 Sides \$485 Back \$745 Front \$745 (2) 8' x 7' Door \$650 Walk In Door \$200	22' x 26' \$2,195 7' Tall \$150 Sides \$485 Back \$790 Front \$790 (2) 9' x 7' Door \$750 Walk In Door \$200	24' x 26' \$2,495 7' Tall \$150 Sides \$485 Back \$850 Front \$850 (2) 9' x 7' Door \$750 Walk In Door \$200

\$3,845	\$4,245	\$5,010	\$5,900	\$6,320
12' x 31' \$1,595 7' Tall \$180 Sides \$495 Back \$500 Front \$500 (1) 9' x 7' Door \$375 Walk In Door \$200	18' x 31' \$1,695 7' Tall \$180 Sides \$495 Back \$650 Front \$650 (1) 9' x 7' Door \$375 Walk In Door \$200	20' x 31' \$1,995 7' Tall \$180 Sides \$495 Back \$745 Front \$745 (2) 8' x 7' Door \$650 Walk In Door \$200	22' x 31' \$2,695 7' Tall \$180 Sides \$495 Back \$790 Front \$790 (2) 9' x 7' Door \$750 Walk In Door \$200	24' x 31' \$2,995 7' Tall \$180 Sides \$495 Back \$850 Front \$850 (2) 9' x 7' Door \$750 Walk In Door \$200

\$4,355	\$4,755	\$5,620	\$6,610	\$7,030
12' x 36' \$1,895 7' Tall \$210 Sides \$675 Back \$500 Front \$500 (1) 9' x 7' Door \$375 Walk In Door \$200	18' x 36' \$1,995 7' Tall \$210 Sides \$675 Back \$650 Front \$650 (1) 9' x 7' Door \$375 Walk In Door \$200	20' x 36' \$2,395 7' Tall \$210 Sides \$675 Back \$745 Front \$745 (2) 8' x 7' Door \$650 Walk In Door \$200	22' x 36' \$3,195 7' Tall \$210 Sides \$675 Back \$790 Front \$790 (2) 9' x 7' Door \$750 Walk In Door \$200	24' x 36' \$3,495 7' Tall \$210 Sides \$675 Back \$850 Front \$850 (2) 9' x 7' Door \$750 Walk In Door \$200

A-FRAME ROOF GARAGE

Standard Height 8 Foot Legs

\$3,340	\$3,680	\$4,345	\$4,955	\$5,355
12' x 21' \$1,095 8' Tall \$120 Sides \$450 Back \$550 Front \$550 (1) 9' x 7' Door \$375 Walk In Door \$200	18' x 21' \$1,195 8' Tall \$120 Sides \$450 Back \$670 Front \$670 (1) 9' x 7' Door \$375 Walk In Door \$200	20' x 21' \$1,395 8' Tall \$120 Sides \$450 Back \$765 Front \$765 (2) 8' x 7' Door \$650 Walk In Door \$200	22' x 21' \$1,795 8' Tall \$120 Sides \$450 Back \$820 Front \$820 (2) 9' x 7' Door \$750 Walk In Door \$200	24' x 21' \$2,095 8' Tall \$120 Sides \$450 Back \$870 Front \$870 (2) 9' x 7' Door \$750 Walk In Door \$200

\$3,810	\$4,150	\$4,915	\$5,625	\$6,025
12' x 26' \$1,420 8' Tall \$150 Sides \$565 Back \$550 Front \$550 (1) 9' x 7' Door \$375 Walk In Door \$200	18' x 26' \$1,520 8' Tall \$150 Sides \$565 Back \$670 Front \$670 (1) 9' x 7' Door \$375 Walk In Door \$200	20' x 26' \$1,820 8' Tall \$150 Sides \$565 Back \$765 Front \$765 (2) 8' x 7' Door \$650 Walk In Door \$200	22' x 26' \$2,320 8' Tall \$150 Sides \$565 Back \$820 Front \$820 (2) 9' x 7' Door \$750 Walk In Door \$200	24' x 26' \$2,620 8' Tall \$150 Sides \$565 Back \$870 Front \$870 (2) 9' x 7' Door \$750 Walk In Door \$200

\$4,280	\$4,620	\$5,385	\$6,295	\$6,695
12' x 31' \$1,745 8' Tall \$180 Sides \$680 Back \$550 Front \$550 (1) 9' x 7' Door \$375 Walk In Door \$200	18' x 31' \$1,845 8' Tall \$180 Sides \$680 Back \$670 Front \$670 (1) 9' x 7' Door \$375 Walk In Door \$200	20' x 31' \$2,145 8' Tall \$180 Sides \$680 Back \$765 Front \$765 (2) 8' x 7' Door \$650 Walk In Door \$200	22' x 31' \$2,845 8' Tall \$180 Sides \$680 Back \$820 Front \$820 (2) 9' x 7' Door \$750 Walk In Door \$200	24' x 31' \$3,145 8' Tall \$180 Sides \$680 Back \$870 Front \$870 (2) 9' x 7' Door \$750 Walk In Door \$200

\$4,850	\$5,190	\$6,055	\$7,065	\$7,465
12' x 36' \$2,170 8' Tall \$210 Sides \$795 Back \$550 Front \$550 (1) 9' x 7' Door \$375 Walk In Door \$200	18' x 36' \$2,270 8' Tall \$210 Sides \$795 Back \$670 Front \$670 (1) 9' x 7' Door \$375 Walk In Door \$200	20' x 36' \$2,670 8' Tall \$210 Sides \$795 Back \$765 Front \$765 (2) 8' x 7' Door \$650 Walk In Door \$200	22' x 36' \$3,470 8' Tall \$210 Sides \$795 Back \$820 Front \$820 (2) 9' x 7' Door \$750 Walk In Door \$200	24' x 36' \$3,770 8' Tall \$210 Sides \$795 Back \$870 Front \$870 (2) 9' x 7' Door \$750 Walk In Door \$200

A-FRAME VERTICAL ROOF GARAGE

Standard Height 8 Foot Legs

\$3,640	\$3,980	\$4,745	\$5,355	\$5,855
12' x 21' \$1,395 8' Tall \$120 Sides \$450 Back \$550 Front \$550 (1) 9' x 7' Door \$375 Walk In Door \$200	18' x 21' \$1,495 8' Tall \$120 Sides \$450 Back \$670 Front \$670 (1) 9' x 7' Door \$375 Walk In Door \$200	20' x 21' \$1,795 8' Tall \$120 Sides \$450 Back \$765 Front \$765 (2) 8' x 7' Door \$650 Walk In Door \$200	22' x 21' \$2,195 8' Tall \$120 Sides \$450 Back \$820 Front \$820 (2) 9' x 7' Door \$750 Walk In Door \$200	24' x 21' \$2,595 8' Tall \$120 Sides \$450 Back \$870 Front \$870 (2) 9' x 7' Door \$750 Walk In Door \$200

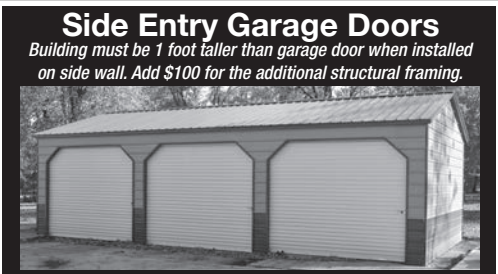


\$4,185	\$4,525	\$5,415	\$6,125	\$6,650
12' x 26' \$1,795 8' Tall \$150 Sides \$565 Back \$550 Front \$550 (1) 9' x 7' Door \$375 Walk In Door \$200	18' x 26' \$1,895 8' Tall \$150 Sides \$565 Back \$670 Front \$670 (1) 9' x 7' Door \$375 Walk In Door \$200	20' x 26' \$2,320 8' Tall \$150 Sides \$565 Back \$765 Front \$765 (2) 8' x 7' Door \$650 Walk In Door \$200	22' x 26' \$2,820 8' Tall \$150 Sides \$565 Back \$820 Front \$820 (2) 9' x 7' Door \$750 Walk In Door \$200	24' x 26' \$3,245 8' Tall \$150 Sides \$565 Back \$870 Front \$870 (2) 9' x 7' Door \$750 Walk In Door \$200

\$4,730	\$5,070	\$5,985	\$6,895	\$7,445
12' x 31' \$2,195 8' Tall \$180 Sides \$680 Back \$550 Front \$550 (1) 9' x 7' Door \$375 Walk In Door \$200	18' x 31' \$2,295 8' Tall \$180 Sides \$680 Back \$670 Front \$670 (1) 9' x 7' Door \$375 Walk In Door \$200	20' x 31' \$2,745 8' Tall \$180 Sides \$680 Back \$765 Front \$765 (2) 8' x 7' Door \$650 Walk In Door \$200	22' x 31' \$3,445 8' Tall \$180 Sides \$680 Back \$820 Front \$820 (2) 9' x 7' Door \$750 Walk In Door \$200	24' x 31' \$3,895 8' Tall \$180 Sides \$680 Back \$870 Front \$870 (2) 9' x 7' Door \$750 Walk In Door \$200

\$5,275	\$5,615	\$6,655	\$7,665	\$8,240
12' x 36' \$2,595 8' Tall \$210 Sides \$795 Back \$550 Front \$550 (1) 9' x 7' Door \$375 Walk In Door \$200	18' x 36' \$2,695 8' Tall \$210 Sides \$795 Back \$670 Front \$670 (1) 9' x 7' Door \$375 Walk In Door \$200	20' x 36' \$3,270 8' Tall \$210 Sides \$795 Back \$765 Front \$765 (2) 8' x 7' Door \$650 Walk In Door \$200	22' x 36' \$4,070 8' Tall \$210 Sides \$795 Back \$820 Front \$820 (2) 9' x 7' Door \$750 Walk In Door \$200	24' x 36' \$4,545 8' Tall \$210 Sides \$795 Back \$870 Front \$870 (2) 9' x 7' Door \$750 Walk In Door \$200

\$5,605	\$6,145	\$7,210	\$8,320	\$9,020
12' x 41' \$2,790 8' Tall \$240 Sides \$900 Back \$550 Front \$550 (1) 9' x 7' Door \$375 Walk In Door \$200	18' x 41' \$3,090 8' Tall \$240 Sides \$900 Back \$670 Front \$670 (1) 9' x 7' Door \$375 Walk In Door \$200	20' x 41' \$3,690 8' Tall \$240 Sides \$900 Back \$765 Front \$765 (2) 8' x 7' Door \$650 Walk In Door \$200	22' x 41' \$4,590 8' Tall \$240 Sides \$900 Back \$820 Front \$820 (2) 9' x 7' Door \$750 Walk In Door \$200	24' x 41' \$5,190 8' Tall \$240 Sides \$900 Back \$870 Front \$870 (2) 9' x 7' Door \$750 Walk In Door \$200

Call about our Insulation and Condensation Control Prices!!



Side Entry Garage Doors
Building must be 1 foot taller than garage door when installed on side wall. Add \$100 for the additional structural framing.

Prices are subject to change without notice

All Steel Carports highly recommends all buildings over 36' long to be vertical roof style due to potential leaking issues at seams in roof panels. Upgrade to 12 gauge steel for additional strength and durability. Speak to an All Steel Carports for more information.