


ALL STEEL CARPORTS

www.allsteelcarports.com

**Affordable
Buildings,
Exceptional
Quality!**

**AR, KS, KY, MO,
OK, TN, TX**



Before You Buy Anywhere Else, Compare Our Installation Schedules and Value-Added Standard Features!

\$4,060.00

REGULAR GARAGE

18' X 26' X 7'
14 gauge, 7' legs



**Engineer Designed
and Certified Buildings!**



**FREE INSTALLATION
on your level property!**

Custom Sizes Available!

\$4,405.00

A-FRAME GARAGE

18' X 26' X 8'
14 gauge, 8' legs



**Standard Temporary Anchors
Included At No Extra Cost**

\$4,780.00

A-FRAME VERTICAL ROOF GARAGE

18' X 26' X 8'
14 gauge, 8' legs



**Available In 13 Colors
of Siding and Trim!**

**Structural Braces on
Every Leg and Center!**

Installed in One Day!

ATTENTION: COLOR SWATCHES ARE REPRESENTATIONS ONLY. PLEASE SPEAK TO AN ALL STEEL CARPORT REPRESENTATIVE OR DEALER FOR ACTUAL COLOR SAMPLE



12 Gauge – 20 year limited warranty on rust through out the framing assuming normal care and maintenance on the 12 gauge only.
22 feet wide and up, we recommend using 12 gauge material



Indiana

ALL STEEL CARPORTS

Walk In Door	
32" X 72"	\$225.00
or	
36" X 80"	\$275.00

Windows	
30" X 30"	\$175.00
30" X 40"	\$200.00

Garage Doors		
• White Only	6' X 6'	\$350.00
• Garage door on side add \$100.00	8' X 7'	\$450.00
	9' X 7'	\$500.00
• Leg height needs to be 1 ft. taller than door height	10' X 8'	\$550.00
	10' X 10'	\$600.00

REGULAR ROOF GARAGE Standard Height 7 Foot Legs

\$3,330	\$3,680	\$4,380	\$4,960	\$5,240
12' x 21' \$995 7' Tall \$60 Sides \$450 Back \$525 Front \$525 (1) 9' x 7' Door \$500 Walk In Door \$275	18' x 21' \$1,095 7' Tall \$60 Sides \$450 Back \$650 Front \$650 (1) 9' x 7' Door \$500 Walk In Door \$275	20' x 21' \$1,295 7' Tall \$60 Sides \$450 Back \$700 Front \$700 (2) 8' x 7' Door \$900 Walk In Door \$275	22' x 21' \$1,495 7' Tall \$60 Sides \$450 Back \$840 Front \$840 (2) 9' x 7' Door \$1,000 Walk In Door \$275	24' x 21' \$1,695 7' Tall \$60 Sides \$450 Back \$880 Front \$880 (2) 9' x 7' Door \$1,000 Walk In Door \$275
\$3,660	\$4,060	\$4,810	\$5,490	\$5,770
12' x 26' \$1,195 7' Tall \$75 Sides \$565 Back \$525 Front \$525 (1) 9' x 7' Door \$500 Walk In Door \$275	18' x 26' \$1,345 7' Tall \$75 Sides \$565 Back \$650 Front \$650 (1) 9' x 7' Door \$500 Walk In Door \$275	20' x 26' \$1,595 7' Tall \$75 Sides \$565 Back \$700 Front \$700 (2) 8' x 7' Door \$900 Walk In Door \$275	22' x 26' \$1,895 7' Tall \$75 Sides \$565 Back \$840 Front \$840 (2) 9' x 7' Door \$1,000 Walk In Door \$275	24' x 26' \$2,095 7' Tall \$75 Sides \$565 Back \$880 Front \$880 (2) 9' x 7' Door \$1,000 Walk In Door \$275
\$3,985	\$4,435	\$5,235	\$5,965	\$6,295
12' x 31' \$1,395 7' Tall \$90 Sides \$675 Back \$525 Front \$525 (1) 9' x 7' Door \$500 Walk In Door \$275	18' x 31' \$1,595 7' Tall \$90 Sides \$675 Back \$650 Front \$650 (1) 9' x 7' Door \$500 Walk In Door \$275	20' x 31' \$1,895 7' Tall \$90 Sides \$675 Back \$700 Front \$700 (2) 8' x 7' Door \$900 Walk In Door \$275	22' x 31' \$2,245 7' Tall \$90 Sides \$675 Back \$840 Front \$840 (2) 9' x 7' Door \$1,000 Walk In Door \$275	24' x 31' \$2,495 7' Tall \$90 Sides \$675 Back \$880 Front \$880 (2) 9' x 7' Door \$1,000 Walk In Door \$275
\$4,365	\$4,815	\$5,665	\$6,445	\$6,825
12' x 36' \$1,645 7' Tall \$105 Sides \$790 Back \$525 Front \$525 (1) 9' x 7' Door \$500 Walk In Door \$275	18' x 36' \$1,845 7' Tall \$105 Sides \$790 Back \$650 Front \$650 (1) 9' x 7' Door \$500 Walk In Door \$275	20' x 36' \$2,195 7' Tall \$105 Sides \$790 Back \$700 Front \$700 (2) 8' x 7' Door \$900 Walk In Door \$275	22' x 36' \$2,595 7' Tall \$105 Sides \$790 Back \$840 Front \$840 (2) 9' x 7' Door \$1,000 Walk In Door \$275	24' x 36' \$2,895 7' Tall \$105 Sides \$790 Back \$880 Front \$880 (2) 9' x 7' Door \$1,000 Walk In Door \$275

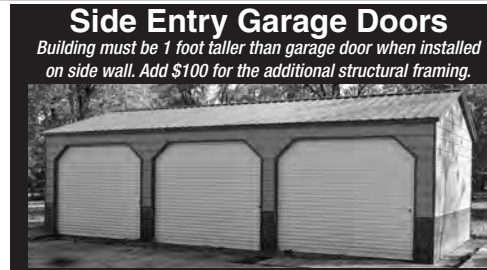

A-FRAME ROOF GARAGE Standard Height 8 Foot Legs

\$3,610	\$3,970	\$4,740	\$5,350	\$5,690
12' x 21' \$1,095 8' Tall \$120 Sides \$520 Back \$550 Front \$550 (1) 9' x 7' Door \$500 Walk In Door \$275	18' x 21' \$1,195 8' Tall \$120 Sides \$520 Back \$680 Front \$680 (1) 9' x 7' Door \$500 Walk In Door \$275	20' x 21' \$1,395 8' Tall \$120 Sides \$520 Back \$765 Front \$765 (2) 8' x 7' Door \$900 Walk In Door \$275	22' x 21' \$1,595 8' Tall \$120 Sides \$520 Back \$920 Front \$920 (2) 9' x 7' Door \$1,000 Walk In Door \$200	24' x 21' \$1,795 8' Tall \$120 Sides \$520 Back \$990 Front \$990 (2) 9' x 7' Door \$1,000 Walk In Door \$275
\$3,995	\$4,405	\$5,225	\$5,935	\$6,275
12' x 26' \$1,320 8' Tall \$150 Sides \$650 Back \$550 Front \$550 (1) 9' x 7' Door \$500 Walk In Door \$275	18' x 26' \$1,470 8' Tall \$150 Sides \$650 Back \$680 Front \$680 (1) 9' x 7' Door \$500 Walk In Door \$275	20' x 26' \$1,720 8' Tall \$150 Sides \$650 Back \$765 Front \$765 (2) 8' x 7' Door \$900 Walk In Door \$275	22' x 26' \$2,020 8' Tall \$150 Sides \$650 Back \$920 Front \$920 (2) 9' x 7' Door \$1,000 Walk In Door \$275	24' x 26' \$2,220 8' Tall \$150 Sides \$650 Back \$990 Front \$990 (2) 9' x 7' Door \$1,000 Walk In Door \$275
\$4,380	\$4,840	\$5,710	\$6,470	\$6,860
12' x 31' \$1,545 8' Tall \$180 Sides \$780 Back \$550 Front \$550 (1) 9' x 7' Door \$500 Walk In Door \$275	18' x 31' \$1,745 8' Tall \$180 Sides \$780 Back \$680 Front \$680 (1) 9' x 7' Door \$500 Walk In Door \$275	20' x 31' \$2,045 8' Tall \$180 Sides \$780 Back \$765 Front \$765 (2) 8' x 7' Door \$900 Walk In Door \$275	22' x 31' \$2,395 8' Tall \$180 Sides \$780 Back \$920 Front \$920 (2) 9' x 7' Door \$1,000 Walk In Door \$275	24' x 31' \$2,645 8' Tall \$180 Sides \$780 Back \$990 Front \$990 (2) 9' x 7' Door \$1,000 Walk In Door \$275
\$4,815	\$5,275	\$6,195	\$7,005	\$7,445
12' x 36' \$1,820 8' Tall \$210 Sides \$910 Back \$550 Front \$550 (1) 9' x 7' Door \$500 Walk In Door \$275	18' x 36' \$2,020 8' Tall \$210 Sides \$910 Back \$680 Front \$680 (1) 9' x 7' Door \$500 Walk In Door \$275	20' x 36' \$2,370 8' Tall \$210 Sides \$910 Back \$765 Front \$765 (2) 8' x 7' Door \$900 Walk In Door \$275	22' x 36' \$2,770 8' Tall \$210 Sides \$910 Back \$920 Front \$920 (2) 9' x 7' Door \$1,000 Walk In Door \$275	24' x 36' \$3,070 8' Tall \$210 Sides \$910 Back \$990 Front \$990 (2) 9' x 7' Door \$1,000 Walk In Door \$275

A-FRAME VERTICAL ROOF GARAGE Standard Height 8 Foot Legs

\$3,910	\$4,270	\$5,140	\$5,750	\$6,190
12' x 21' \$1,395 8' Tall \$120 Sides \$520 Back \$550 Front \$550 (1) 9' x 7' Door \$500 Walk In Door \$275	18' x 21' \$1,495 8' Tall \$120 Sides \$520 Back \$680 Front \$680 (1) 9' x 7' Door \$500 Walk In Door \$275	20' x 21' \$1,795 8' Tall \$120 Sides \$520 Back \$765 Front \$765 (2) 8' x 7' Door \$900 Walk In Door \$275	22' x 21' \$1,995 8' Tall \$120 Sides \$520 Back \$920 Front \$920 (2) 9' x 7' Door \$1,000 Walk In Door \$275	24' x 21' \$2,295 8' Tall \$120 Sides \$520 Back \$990 Front \$990 (2) 9' x 7' Door \$1,000 Walk In Door \$275
\$4,370	\$4,780	\$5,725	\$6,435	\$6,900
12' x 26' \$1,695 8' Tall \$150 Sides \$650 Back \$550 Front \$550 (1) 9' x 7' Door \$500 Walk In Door \$275	18' x 26' \$1,845 8' Tall \$150 Sides \$650 Back \$680 Front \$680 (1) 9' x 7' Door \$500 Walk In Door \$275	20' x 26' \$2,220 8' Tall \$150 Sides \$650 Back \$765 Front \$765 (2) 8' x 7' Door \$900 Walk In Door \$275	22' x 26' \$2,520 8' Tall \$150 Sides \$650 Back \$920 Front \$920 (2) 9' x 7' Door \$1,000 Walk In Door \$275	24' x 26' \$2,845 8' Tall \$150 Sides \$650 Back \$990 Front \$990 (2) 9' x 7' Door \$1,000 Walk In Door \$275
\$4,830	\$5,290	\$6,310	\$7,070	\$7,610
12' x 31' \$1,995 8' Tall \$180 Sides \$780 Back \$550 Front \$550 (1) 9' x 7' Door \$500 Walk In Door \$275	18' x 31' \$2,195 8' Tall \$180 Sides \$780 Back \$680 Front \$680 (1) 9' x 7' Door \$500 Walk In Door \$275	20' x 31' \$2,645 8' Tall \$180 Sides \$780 Back \$765 Front \$765 (2) 8' x 7' Door \$900 Walk In Door \$275	22' x 31' \$2,995 8' Tall \$180 Sides \$780 Back \$920 Front \$920 (2) 9' x 7' Door \$1,000 Walk In Door \$275	24' x 31' \$3,395 8' Tall \$180 Sides \$780 Back \$990 Front \$990 (2) 9' x 7' Door \$1,000 Walk In Door \$275
\$5,340	\$5,800	\$6,895	\$7,705	\$8,320
12' x 36' \$2,345 8' Tall \$210 Sides \$910 Back \$550 Front \$550 (1) 9' x 7' Door \$500 Walk In Door \$275	18' x 36' \$2,545 8' Tall \$210 Sides \$910 Back \$680 Front \$680 (1) 9' x 7' Door \$500 Walk In Door \$275	20' x 36' \$3,070 8' Tall \$210 Sides \$910 Back \$765 Front \$765 (2) 8' x 7' Door \$900 Walk In Door \$275	22' x 36' \$3,470 8' Tall \$210 Sides \$910 Back \$920 Front \$920 (2) 9' x 7' Door \$1,000 Walk In Door \$275	24' x 36' \$3,945 8' Tall \$210 Sides \$910 Back \$990 Front \$990 (2) 9' x 7' Door \$1,000 Walk In Door \$275
\$5,870	\$6,330	\$7,500	\$8,410	\$9,050
12' x 41' \$2,695 8' Tall \$240 Sides \$1,060 Back \$550 Front \$550 (1) 9' x 7' Door \$500 Walk In Door \$275	18' x 41' \$2,895 8' Tall \$240 Sides \$1,060 Back \$680 Front \$680 (1) 9' x 7' Door \$500 Walk In Door \$275	20' x 41' \$3,495 8' Tall \$240 Sides \$1,060 Back \$765 Front \$765 (2) 8' x 7' Door \$900 Walk In Door \$275	22' x 41' \$3,995 8' Tall \$240 Sides \$1,060 Back \$920 Front \$920 (2) 9' x 7' Door \$1,000 Walk In Door \$275	24' x 41' \$4,495 8' Tall \$240 Sides \$1,060 Back \$990 Front \$990 (2) 9' x 7' Door \$1,000 Walk In Door \$275

Call about our Insulation and Condensation Control Prices!!



All Steel Carports highly recommends all buildings over 36' long to be vertical roof style due to potential leaking issues at seams in roof panels. Upgrade to 12 gauge steel for additional strength and durability. Speak to an All Steel Carports representative for more information.

Prices are subject to change without notice